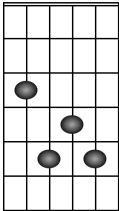
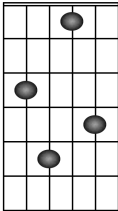
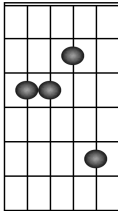
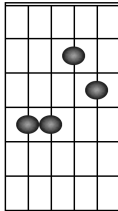
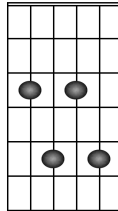
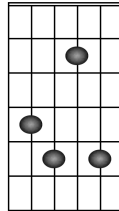
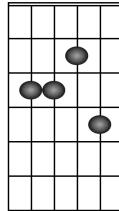
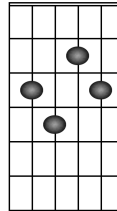
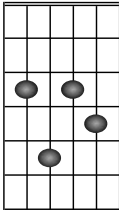
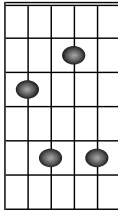
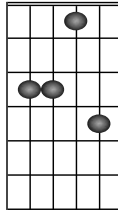
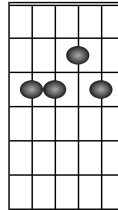
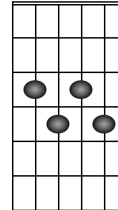
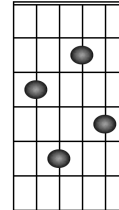
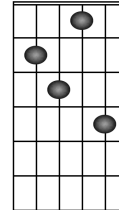
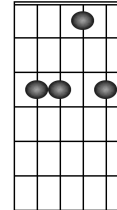


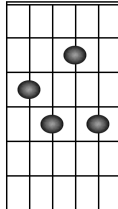
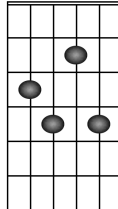
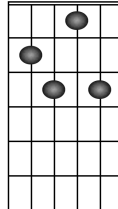
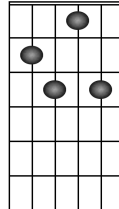
## Drop 2 (5)

<b>Maj 7</b>	<b>Ma7</b>	<b>Maj 7</b>	<b>Maj 7</b>	<b>7</b>	<b>7</b>	<b>7</b>	<b>7</b>
							
Fundamental	1° Inversión	2° Inversión	3° Inversión	Fundamental	1° Inversión	2° Inversión	3° Inversión

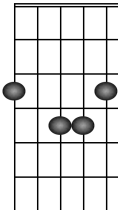
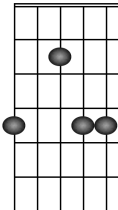
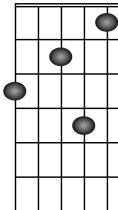
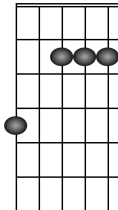
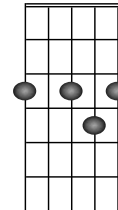
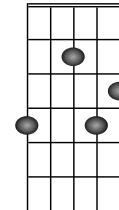
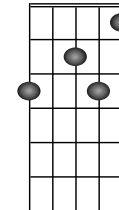
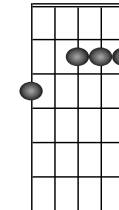
  

<b>m7</b>	<b>m7</b>	<b>m7</b>	<b>m7</b>	<b>m7b5</b>	<b>m7b5</b>	<b>m7b5</b>	<b>m7b5</b>
							
Fundamental	1° Inversión	2° Inversión	3° Inversión	Fundamental	1° Inversión	2° Inversión	3° Inversión

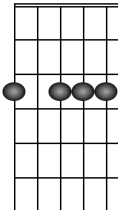
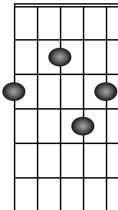
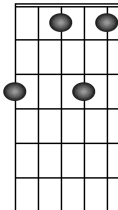
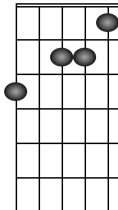
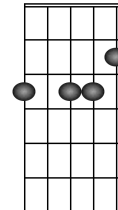
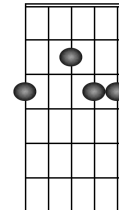
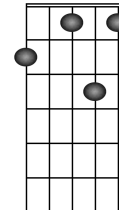
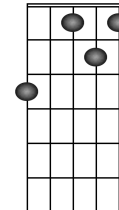
  

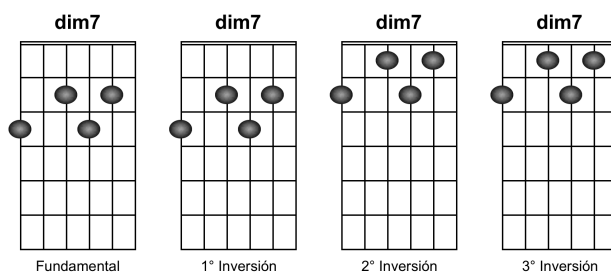
<b>7dim</b>	<b>7dim</b>	<b>7dim</b>	<b>7dim</b>
			
Fundamental	1° Inversión	2° Inversión	3° Inversión

## Drop 3 (6)

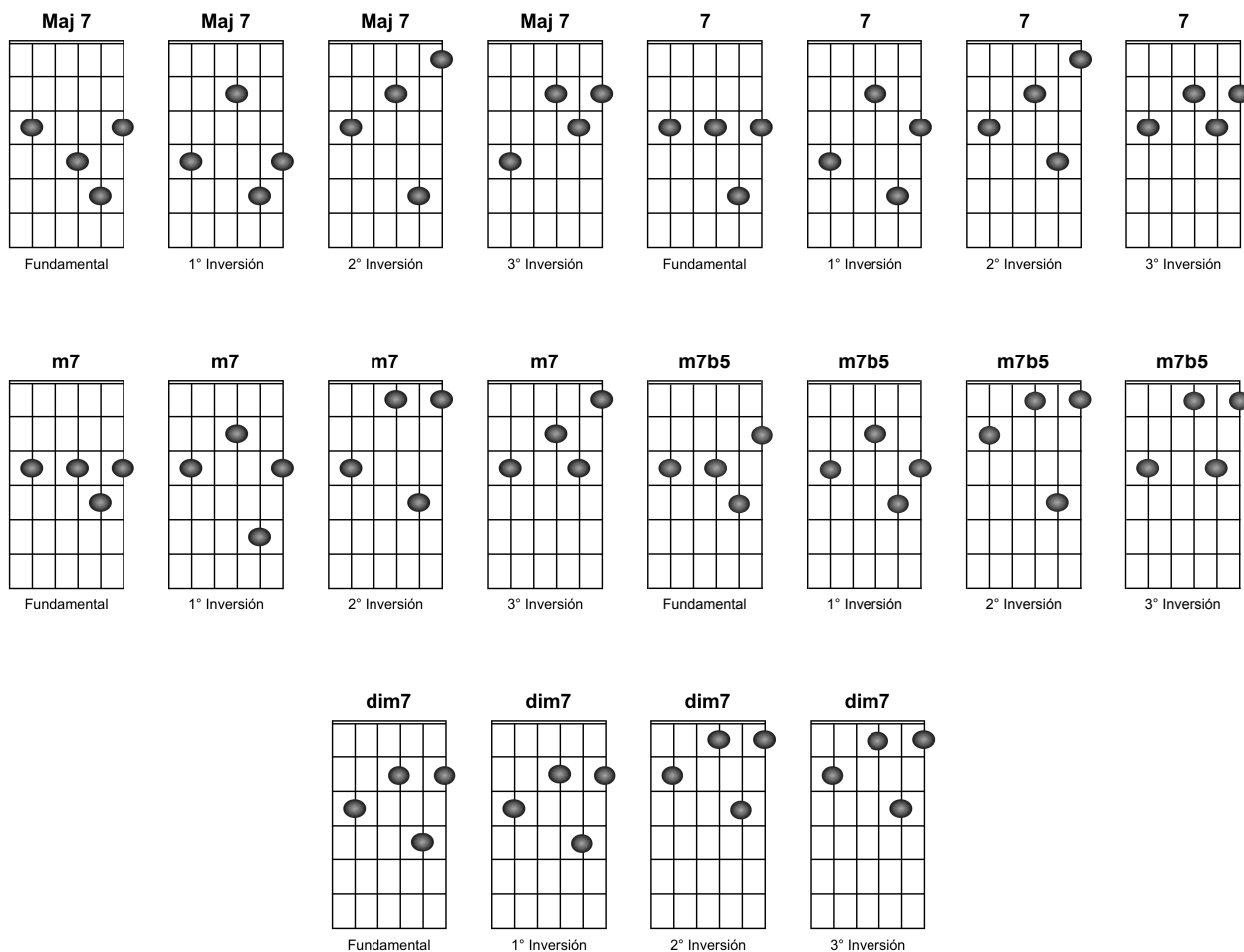
<b>Maj 7</b>	<b>Maj 7</b>	<b>Maj 7</b>	<b>Maj 7</b>	<b>7</b>	<b>7</b>	<b>7</b>	<b>7</b>
							
Fundamental	1° Inversión	2° Inversión	3° Inversión	Fundamental	1° Inversión	2° Inversión	3° Inversión

<b>m7</b>	<b>m7</b>	<b>m7</b>	<b>m7</b>	<b>m7b5</b>	<b>m7b5</b>	<b>m7b5</b>	<b>m7b5</b>
							
Fundamental	1° Inversión	2° Inversión	3° Inversión	Fundamental	1° Inversión	2° Inversión	3° Inversión



## Drop 3 (5)



## Práctica

- Memorizar diagramas de acordes.

1. Con la misma inversión enlazar las diferentes especies. Ej: GMaj7/B – G7/B – Gm7/Bb etc. Practicarlo usando todos los drops. Ejemplo:

